



TSDG

SUMMER 2016

## Shakespeare in the Park

### TSDG Banners

Our 4 banners with 7 different sides are done and have been delivered. They have already been on display in the Shakespeare In The Park tent at the Dragon Boat Races at the end of June. Look for them in Galt Gardens on opening night Thursday July 14 at 7:00 pm. Shows run on different nights until August 12.

A total of 12 members contributed to their construction starting on our May 17 Open Studio with a cooperative creation of the designs which were then blown up into patterns for the next meeting of cutting and piecing. By our June 19 Open Studio we had finished all the small details including all the lettering and 2 display stands. Kate Connolly very excitedly received the banners and has given us nothing but praise on how beautiful they are.

Opening night for Romeo & Juliet is Thursday July 14 at 7:00 pm in the Galt Gardens amphitheatre. Performance dates are: July 14, 15, 21, 22, 28, 29 & August 3, 4, 5, 10, 11, 12. There is also a matinee at CASA on Saturday August 6 at 2 pm. For these outdoor shows, you might want to bring your own chair. The performances are free although donations are gratefully received.



A selection of photos by Lynne Hunter-Johnston of the banners created for Shakespeare in the Park

#### In this issue:

Shakespeare in the Park TSDG Banners	1
35th Anniversary Show	2
35th Anniversary Celebration	3
Simple Lettering Techniques Workshop	3
Fishing Trip	4
Christine Pook's needle felted creations	4
New Program Chair	4
Details of Opportunities	4
Calendar of Events	5

# “BRANCHES SPREADING – a single stem”

## Our 35th Anniversary exhibition at CASA

Twenty of our members contributed 43 artworks using a wonderful selection of images and techniques. The responses to it have been wonderful. Below are some of the comments made by the jurors. The Guest Book included everyone’s artist statements and viewer responses such as: amazing, fantastic, very talented, awesome, uplifting, raised the bar again, inspiring.

Special thanks go to Effie Brandt, Janet Thompson, Rande Ross, Tracy Bolseng, Tweela Houtekamer, Janice Brown, Leona King, Lynn Stevens and Darlene Huber. All great volunteers who worked hard to hang a beautiful show.

Individual photographs were taken of the pieces by David Tanaka. When ready, they will be sent out to the participants.

Excerpts from the JUROR’S STATEMENTS – “BRANCHES SPREADING”

**Deanna Brouwer**, Fashion Design, Lethbridge College

The members of the Textile Surface Design Guild have shown a deep willingness to grow and a profound capability to push the boundaries of the realm of textiles. The exhibition gives us a collection of experience through work that crosses media and includes the conceptual, symbolic, and playful.


**Darcy Logan**, Casa Curator

I have always been incredibly impressed by the pieces produced by the TSDG, and what I saw submitted for the “Spreading Branches” exhibition was no exception.

The work not only evidenced highly individual creations of skillful execution, but a strong studio ethic & commitment to the development of the artists’ practices.

**Jon Oxley**, University of Lethbridge

“Branches Spreading – a Single Stem” beautifully illustrates the analogy of the healthy forest community where the web nurtures all members and the greater diversity. There is also an amazing natural balance between works that are literal expressions of the theme, and works that are metaphorical. All of these artists have demonstrated a deep and complex relationship with the natural world as they personally experience and know it.



A selection of photos by Lynne Hunter-Johnston of the set up and some the work displayed at our Branches Spreading - A Single Stem 35th Anniversary Show

## Our 35th Celebration

Starting 35 years ago a small group met in member homes, to explore textile surface design. Eventually our home moved to a tight pink-painted space with a sink in the basement of the old Bowman Arts Centre to create the Textile Surface Design Guild (TSDG). Before moving to the new CASA facility we often found ourselves spilling out of the room's door to attend meetings and technique learning sessions.

Comprised of artists, quilters, stitchers of all kinds, paper and book makers, and textile dyers the Guild members explore working in a variety of surface design techniques, both individually and in groups. They are united in their passion for working with and exploring the artistic potential of fibre and textiles. Each year our definition of "surface design" expands.

The guild offers the opportunity for members to work at their own pace in an encouraging and supportive environment. The sharing and exploration of techniques and processes is an important part of guild membership.

Every 5 years the TSDG holds an anniversary exhibition of its members' work. Interpretations of this year's tree theme are as varied as the amazing diversity of techniques using stitching, painting, dyeing, wrapping, collage and more. Members' expertise is beautifully shown in realistic, symbolic and playful forms both two dimensional and sculptural.

Our policies as a guild include providing training, sales and exhibition opportunities. In years past we have participated in many community projects for Lethbridge schools, the Galt Museum, the Helen Schuler Nature Centre, even a doll project supporting an Inuit museum in Rankin Inlet, NWT. In this 35th year under our theme of "Spreading Branches - a single stem" we are partnering with clients at the Ability Resource Centre, Helen Schuler Nature Centre and Shakespeare In the Park.

Typically, the TSDG meets at the textile studio at casa, the new arts facility in downtown Lethbridge, Alberta. This studio offers a safe, up-to-date work area.

Twice monthly programs and occasional workshops with well-known textile artists explore techniques including dyeing, fabric painting, silkscreen, batik, stamping, stencilling, felting, collage, embellishment, and painting and dyeing other surfaces including paper, glass and wood.

Our current 40 members enjoy sharing their knowledge and encouraging new members who are always welcome.

<http://www surfacedesignlethbridge.ca>

<https://www.facebook.com/groups/354579574678997/>


## Lettering Workshop Aug 27

*Simple Lettering Techniques for Mixed Media Projects*  
with Connie Furgason

Saturday, August 27, 2016 1-5pm CASA  
Price:

This class will introduce students to a variety of lettering styles that can be used on multiple surface design projects. For some the focus may be on the "Tree Whisper" project so some exercises will help participants learn how to effectively write in a circle or how to design around the format of the project.

No formal calligraphy experience is required.



### Supplies:

Sketching or Drawing Pencils H, 2H HB, B, 2B... if you have full sets of sketching pencils you are welcome to bring them to experiment with. White or kneaded eraser, Black fine point pens i.e. One or two sizes in any of the following brand of pens: Pigma Micron size 01 or larger, Staedtler Pigment Liner 0.1 or higher one or two is plenty. Faber Castell Pitt Pens are also good. Some watercolours, a couple of smaller round water-colour brushes. Layout paper...I will bring some paper at a nominal cost.

Optional: Water soluble pencils, Prisma Coloured Pencils (I will bring these for students to try). Supply fee \$4. I will bring a variety of inks and other tools for participants to experiment with.

Bring some samples of paper similar to what you will be using for future projects on which to experiment upon.

## Eco Dye Workshop Sept 24







## Fishing Trip

Apparently there are some people out there who want some different things in the program. Well – then we need to know what you are thinking, hoping, wondering, .... We need to know where your curiosities lie. We can be lured into all sorts of things – and we are prepared to stretch our imaginations and hunt down what you want.

To get started, there have been some suggestions: computer savvy for those us without cooperative grandchildren, social media savvy for those of us without millennials to help, communicating with those out of our age bracket, how in the hell do I keep this damn sewing machine running, what is there to life besides knitting and crocheting, where is the best lunch place in town, how can I do all this on a limited income, there is just too much grief in my life for me to do anything else, how do I support someone who is having a life crisis, where do I find a good priced sock yarn that is easy to work with, do we have a list of outlets for all the stuff we need..... and so it goes.

Let's start: Just send me your questions – one at a time or a bunch at once. Or your ideas.

[Donnakendall1946@gmail.com](mailto:Donnakendall1946@gmail.com)



Member Christine Pook creates delightful needle felted animals. They can be used as Christmas or Easter ornaments, wedding cake toppers or pet portraits. Photos by Christine Pook. These are very popular at our Christmas sale

## Who is this new Program Chair???

and WHO IN THE HE\*\* DOES SHE THINK SHE IS???

Okay – so I grew up in a logging camp and in Stoney and Tsuu T'ina country. My very first work skill was learning how to pile lumber without the pile tipping over. As I got bigger, I learned about chain saws and driving trucks. My grandma taught me hand work with the needle. My grandfathers schooled me in life skills. My mother convinced me that I needed to be able to patch a pair of blue jeans before I could learn to sew. This was all going great until I found out three things: going to school was mandatory, patching jeans has nothing to do with sewing, and most people don't like girls who can run a chain saw and drive loaded trucks. Revamp. Off to university. Then into the working world. Learned some new things: school was only an advantage if you wanted someone to read your application, creativity was not really welcome in the working world, and most people don't like girls who can run chain saws and drive trucks. Revamp. Kept up the interest in stitching, learned all about sewing machines (small version of chain saws and trucks), and went to work in a world that I could comprehend. The career in corrections commenced with senior staff employment at Drumheller Penitentiary. (If you can boss around a logging crew, you can boss around pretty well anyone) Revamp. World starting to get politically correct. After many revamps in my life, things settled down. Through family moves, and a career in corrections, I covered all the hard stuff: high risk offenders, domestic violence, rural and isolated communities, and so it goes. During the last years of my career, I helped set up new programs: release from cells for people who are arrested on a fine default and do not need to go to jail, a First Nations probation/parole organization, and the domestic conflict program in Calgary. Through all of this, we raised our daughter, now Major Riel Erickson, who was Canada's fifth female fighter pilot. Through it all, I maintained my interest in fibre arts and have produced many quilts. I am a thread technician (not an artist) and can figure out how to make any thread work. Well mostly!!!

What am I doing in Lethbridge area?? My husband's family is here. He spent 25 years with my family. It is now his turn. I can adapt and learn and make new friends. I can find groups who are like-minded. I can figure out how to make this work for both of us.

### Details of Opportunities

**Shadow Boxes:** Please try and have your boxes back by September 14th

**Artwalk Pieces:** Pieces for display at AAC office must be in by September 24th

**Eco Printing:** September 24, bring leaves, oak, choke cherry and rose leaves work well, save and bring red onion peels, yellow onion peels, copper pipe used to roll fabric on, smooth tiles that fit pots, more details to come.

**Program Ideas:** Send ideas and questions to [Donnakendall1946@gmail.com](mailto:Donnakendall1946@gmail.com)

# Programs

Programs take place at CASA unless otherwise noted. Check our website for updates at: [surfacedesignlethbridge.ca](http://surfacedesignlethbridge.ca)

## JULY

**13**

7 pm - 9 pm textile studios, paper making with Tweela H.

**17**

10 am - 6 pm textile studios, CASA open studio for members must sign sheet in studio 1 - 4 pm

35<sup>th</sup> Anniversary Legacy Book Discussion / Exploration with Deb W.

**23**

1 pm - 4 pm textile studios, CASA  
This time is scheduled to present book concept for HSCC display book and Embellishing

## AUGUST

**10**

7 pm - 9 pm textile studios, CASA  
Fabric Weaving with Janet T., Show and Share

**21**

10 am - 6 pm, textile studios, CASA - open studio for members, must sign sheet in studio

**27**

1 pm - 5 pm textile studios, CASA  
Simple Lettering Workshop with Connie Ferguson

## SEPTEMBER

**14**

7pm - 9 pm meeting room, CASA - business meeting, Show and Share

**18**

10 am - 6 pm, textile studios, CASA - open studio for members, must sign sheet in studio

**24**

9 pm - 4 pm textile studios, CASA  
Eco Printing

**24**

deadline for artwalk pieces for Allied Arts Council display.

**27 - Oct 1**

Artwalk Display at Allied Arts Council

Supported in part by  
a grant from the



Check these links for  
additional programs of interest  
to TSDG members

<http://galtmuseum.com/programs.htm>  
<http://www.casalethbridge.ca/classes-overview>