




Textile Surface Design Guild
230 8 St South
Lethbridge, Alberta



Examples from
the July Sun
Printing session.

September 3, 2017

Hello TSDG Members:

Are you finding yourself tucked inside out of the heat and smoke? It is a great time to get at those UFOs (UnFinished Objects). Our Business Meeting on September 13th is expecting a great Show 'n' Share of examples from our summer sessions and some What If? projects, plus anything else you have been working on. We are excited to see them all.

In order to limit the number of emails and keep you informed, especially for our new members, there are a number of **topics included here** – 10 pages in total:

1. TSDG Policies & Procedures (full document will come in a separate email)
 - i. Member's Benefits
 - ii. Membership Fees & Procedures
 - iii. Studio Access & Security
 - iv. Safety
 - v. Open Studio
2. Members' Meeting Wednesday September 13, 7 pm in Casa Meeting Room
3. Program Schedule for September
4. TSDG Exhibition Opportunities –
– **Alberta Art Days – ACC window exhibition**
– *****Entry Forms Attached at end – Pages 9 & 10**
5. Volunteer Call – Ability Resource Centre, September 14 OR 21, 1 to 3 pm.
– Art Walk Demonstrations, September 29, 11 to 3 pm. at Casa
– UofL Balance Fair, Wednesday, October 25, 10 AM – 1:30 pm
table set up and demonstrations
6. Other Opportunities
7. Other News – Weavers Talk, Darkroom, Harambee Grandmothers
8. Community Events plus Links for Casa
9. Officers and Committees as of June 2017 to June 2018

1. TSDG Policies & Procedures

The full document will come in a separate email. It includes guidelines for TSDG Sales & Exhibitions, Library Usage, Use of TSDG Supplies and Executive Administration.

i. Membership Benefits:

- Full TSDG membership entitles each member to:
 - attend all activities, events and meetings of the guild that do not require extra registration fees,
 - voting privileges,
 - full participation in TSDG sales and exhibitions,
 - access to the Casa Textile Studio and Wet Room during scheduled meeting times – or through Casa room use rules and fee structure,
 - use of the storage room loaning library and supplies
- All members are expected to participate in the functioning of the TSDG by contributing to committee work and events volunteering. Often demonstrators are needed for special events.
- Members are invited to contribute online interesting textile finds and articles on the TSDG's Facebook page: Log in to Facebook and search for "Surface Design Guild– Lethbridge"

ii. Membership Fees and Procedures:

- All renewing member annual fees are due May 31 to participate in the TSDG programs and meetings, and to remain on the email and membership list. Those members who have not renewed by August 31 will be removed from the membership list, and will no longer receive guild emails.
- Fees for new and non current members (individuals who have not been members for 12 months or more) joining after December 31st shall pay 1/2 of the annual regular membership fee.
- Yearly fees for youth and associate members joining or renewing at any point in the year shall be 1/2 of the annual regular membership fee.
- Associate members may attend social activities and the Annual General Meeting. After a period of three (3) months membership they may participate in guild sales.
- Prospective new members who preregister may attend one program meeting at no charge prior to joining the TSDG.
- When requested, members will RSVP to emails about upcoming programs to make planning for events more efficient.
- When presenting workshops to the general public, TSDG members will be given priority access for workshop registration before the workshop registration is opened to the general public. Guild members who register for workshops shall pay the full registration fee by the specified date to hold their place in the workshop.
- Members in good standing may borrow TSDG display equipment upon payment of a refundable fee. The borrower will be held responsible for any costs due to loss or damage of the borrowed items. (See also Library and Supplies)

iii. **Studio Access/Security:**

- TSDG members shall follow Casa's current studio access and security policies.
- TSDG members shall keep the studio doors closed at all times for safety reasons.
- Members are responsible to thoroughly clean up all studio spaces you have used once done.
- Any TSDG supplies used must be returned to their designated storage space in the storage room.

iv. **Safety:**

- Casa textile studio protocols shall be followed at all times, will be reviewed with our members annually and will be clearly posted in the TSDG storage room and on the TSDG website. (See the Inventory Binder for the complete list of Casa Protocols.)
- Please read up on "Artists Hazards"(masks, gloves, working with powders, chemicals, etc.).
- Avoid the use of potentially hazardous materials (e.g. dye powder, chemicals) if you are pregnant, nursing or planning to become pregnant.
- All studio equipment must never be used for food preparation.
- Food and drink are not allowed in the Textile rooms due to the above artist hazards and the potential for spillage which could damage the work of other members.
- As the rooms are also used by other community members when not specifically scheduled for the TSDG, be aware that those before you may not have been as diligent in clean up to the standards the TSDG uses. Check surfaces, even the ironing board, for potential contamination of your project.

v. **Open Studio:**

- On the third Sunday of each month, unless otherwise specified in the current events calendar, the TSDG will pay the daily studio access fee for any regular member who does not have their own studio access pass. (This date may change due to the Casa use of the wet room on Darkroom scheduled dates.)
- Open studio participants must sign in on the appropriate sheet located in the TSDG storage room on the shelf to the right, and must indicate whether or not they are Casa pass holders on said sheet.
- Members are responsible for collecting and returning the studio keys at the front desk, and for ensuring that the storage room and supply cupboards are locked prior to leaving. If the kiosk is closed, place the keys on the front desk by reaching through the screen.



Examples from the August Flower Pounding session; Tamara Zembal joining in after her soccer game & Linda Bull's stitched piece.



2. Members' Meeting – Wednesday September 13, 7–9 pm in Casa Meeting Room

We have made this meeting full with **2 speakers and an inspiring video** too. The meeting should be really short as there are few topics that require major discussion at this time. Then it will be followed by one of our best **“Show 'n' Share” displays**.

Speakers will include a short presentation by Casa Staff, then **Carol Schuld** on her workshop experience in Scotland this summer, followed by a short inspirational video of Nova Scotia potter Louise Pence.

If you think of land art the name Andy Goldsworthy comes to mind. Carol Schuld will show some pictures taken at a land art class she took in Findhorn, Scotland in August.

After the business meeting we hope to see a number of projects during Show 'n' Share from different classes taught during the summer. We would like to see the results plus anything you have been working on in the past few months, including What If? projects. These sharings are great for inspiration and also for input on any challenges you may have. Projects do not have to be finished.

3. Program Schedule for September

● Open Studio – Sunday September 17, Casa 10 am to 6 pm

The TSDG pays the \$5.00 daily Casa fee for members to have free time in the Textile Studio for this time only each month. Please sign in on the form in our Storage Room.

– **This is also the ENTRY DEADLINE FOR the ACC ALBERTA ART DAYS window display.**

– Drop off your art between 1:00 to 4:00 pm

– ENTRY Forms & Details are at the end of this newsletter on pages 9 & 10.

● Dye Variations – Saturday September 23, 1-4 pm

As a follow-up to the basic dyeing and the Complex Cloth sessions that have been taught to date, this class will show four variations using procion dyes to make multi-coloured or value gradation fabrics. The class will be taught by Carol Schuld.

- All members are welcome at all regularly scheduled sessions. **If you plan to participate in this dye session please register** with Donna (donnakendall1946@gmail.com) in order to get your supply list and to ensure that enough dye is made.



More examples from the July Sun Printing, lead by Alvina Roberts, and August's pounding session lead by Linda Bull.



4. TSDG Exhibition Opportunities:

– Alberta Art Days – ACC window exhibition
***Entry Forms Attached – Pages 9 & 10 at end

- **Alberta Art Days – TSDG Window Display at Allied Arts Council** – Our display will go in the window on Monday September 25 and be taken down the week after. As there isn't a theme so far, works from our "Many Visions – One Community", the "Rockin' Round Robin" Challenge, and "What If?" will be drawn from. The venue is not great for many hangings unfortunately.
Deadline for art collection (and to give us time to make labels):
Open Studio Sunday September 17, 1 to 4 pm.

- **The Exhibition Committee needs Volunteers to set up this TSDG window display at the Allied Arts Council for Alberta Art Days.**

- Set up is Monday September 25, 1 to 4 pm.
- Take down will also need member help the following week in October.
- At least 4 volunteers are needed for the display.
- Someone to make computer labels for each work.
- Help receiving (Open Studio Sept. 17, 1:00 to 4:00 pm)
- Help returning art after the display.
- Please **contact Lynne Hunter-Johnston**, President, to let her know if you will help out.
lynnehj1@telus.net 403-320-2441



Our TSDG ACC displays from 2013 and 2014

5. **Volunteer Call:** – Art Walk Demonstrations, September 29, 11 to 3 pm. at Casa
– UofL Balance Fair, Wednesday, October 25, 10 AM – 1:30 pm.
– Ability Resource Centre, September 14 OR 21, 1 to 3 pm.

● **Art Walk Demonstrations at Casa. Friday, September 29, 11:00 am to 4:00 pm.**

In the spring at the general Members Business Meeting, members agreed to do demonstrations during the September ArtWalk at Casa. Friday, September 29, is the only day available for us to use the Textile Room so we have booked it from 11:00 am to 4:00 pm. We need at least three volunteer members to be in the room during that time working on your own work as the demonstrations and chatting to any visitors. Shifts for different slots during that time can be made if needed.

Please **contact Pat Greenlee**, Vice President, to let her know if you will help out.

pgreenlee@telus.net 403-328-8977

● **Balance Fair at the University of Lethbridge. Wednesday October 25th, 10:00 am to 1:30 pm.**

The TSDG has had a table at this event for about 4 years now and participating members have said they really enjoy it (and the food is good too). A table displaying various projects and our signage is the set up. Members demonstrate while doing their own projects and talking to visitors.


Please **contact Pat Greenlee**, Vice President, to let her know if you will help out.

pgreenlee@telus.net 403-328-8977

● **Ability Resource Centre (ARC), September 14 OR 21, 1:00 to 3:00 pm.**

ARC is asking for 3-4 TSDG members who were part of the original Hoopla project (if possible) to assist them in remounting the piece on a permanent background. They anticipate that it will only take one afternoon, so the date chosen will be the one that works best for everyone – September 14 or 21. They are excited to move into a new phase of possibilities with this beautiful piece of work.

Contact: Rene Plaizier, Program Director 403-329-3911



“HOOPLA” The finished piece. One of our TSDG 35th Anniversary City of Lethbridge Small Project Grant projects created with clients/artists from the Ability Resource Centre of Lethbridge.

6. Other Opportunities:

- In the **Arts in Lethbridge: August 28, 2017 Art Notes** from the Allied Arts Council, there are many Artist Opportunities listed including calls for submissions for exhibitions and public commission projects, scholarships, artists-in-residencies, plus more throughout Alberta. This is forwarded to TSDG members as part of our AAC membership.

Here are other Alberta Resources for more information like this:


Alberta Foundation for the Arts	Alberta Craft Council	Alberta Dance Alliance
Alberta Media Arts Alliance Society	Alberta Music Industry Association	
Alberta Magazines Publishers Association	Alberta Playwrights' Network	
Theatre Alberta	Visual Arts Alberta Association	The Alberta Society of Artists

- **Felt United – Deadline October 7, 2017** – The Guild has participated in this project 2 or 3 times over the years which included having program sessions scheduled around a group entry. The actual objects made are photographed and sent in online with a specific entry form. Nicola Brown who we brought in 3 years ago for Eco Printing is one of the organizers (<http://www.nicolabrown.ie>). The theme this year is “Collaboration”. Here is the link: <http://www.feltunited.com>
- **TSDG Lethbridge Public Library Lower Gallery – April 12 to June 14, 2018 – Looking for suggestions for a theme now.** Send in your ideas please. The library will want to do PR in January. More specific details will come in late Fall.

7. Other News – Weavers Talk, Darkroom, Harambee Grandmothers

- On October 17 the **Lethbridge Handicraft Guild of Weavers** has invited us to their talk and Show & Tell by Andrew Rabyiniuk, a weaver and textile dyer graduated from Nova Scotia School of Art & Design, now on the Casa facility staff. More details later.
- Our Open Studio dates may change in the coming year to accommodate a **Darkroom** in the Textile Wet Room. We will not be able to use the wet room during the times the darkroom is in use. A schedule and signs will be up when it is in use. This may be a boon to our members who are interested in photographic images on their fabrics. Otherwise it does not affect our use normally.
- A number of our members are also connected to the **Harambee Grandmothers** who are looking for donations for their second annual **Yarn & Fabric Sale** in October. Tweela Houtekamer is a contact person regarding having her pick up fabric/items for the sale OR arranging a drop off time. houtts@hotmail.com 403-381-2080

8. Community Events plus Links for Casa:

- We receive monthly newsletters from the Allied Art Council, Casa and the University of Lethbridge. These are forwarded to you as they come in. If anyone has an idea on how to make this easier, please let me know.
-  **September 25 Studio Practice: Fibre Practice 7 – 9 pm \$5 + GST, or free to Casa Studio Pass artists.** Studio Practice is a self-directed, drop-in studio program at Casa; participation in the group is open to all working artists. During each session, artists will be able to work independently on personal projects, collaborate with other artists, share knowledge and experiment with new skills or unorthodox methods. Studio Practice sessions aim to add to the vibrant studio culture at Casa, build community and allow artist to grow in their art practices.



Raw Dyestuff (onion skins, black walnut hulls, goldenrod, & Maiwa natural powders). Examples from the August Natural Dyeing session.



Madder root from Maiwa powder & eco printed on silk.

<http://www surfacedesignlethbridge.ca/home/>

Our Facebook page: search for “Surface Design Guild – Lethbridge”

Be sure to check out the interesting images and articles on our Facebook page.
Lots of inspiration for you in multitudes of surface media.

9. TSDG Officers & Committees for June 2017 to June 2018:

President	Lynne Hunter-Johnston
Vice President	Pat Greenlee
Treasurer	Christine Pook
Secretary	*** NEEDED (Janice has resigned due to travel plans over the year.)

Committees:

Program/Workshop	Carol Schuld *** NEW
Sales	Co-Chairs Janet Thompson & Darlene Huber
Exhibition/Installation	Lynne Hunter-Johnston
Publications	Tamara Zembel
Library	Frances Schultz

As new memberships are still coming in over the summer, a new Membership List will be published for you in late September 2017. Call if you need something before then.

Please write or call if you have any questions.

Lynne Hunter-Johnston
TSDG President 2017-18
403-320-2441
lynnehj1@telus.net

<http://www surfacedesignlethbridge.ca/home/>
Our Facebook Page: search for “Surface Design Guild - Lethbridge”



Textile Surface Design Guild
 230-8th Street South, Lethbridge, AB
www surfacedesignlethbridge.ca
info@surfacedesignlethbridge.ca

For information call 403-320-2441

ENTRY FORM – EXHIBITION

VENUE: TSDG ARTWALK ACC WINDOW DATE: SEPT 17, 2017

Name: _____

Address: _____ City: _____ Postal Code: _____

Email: _____ Telephone: _____

SUBMISSION LIST:

1. TITLE OF WORK: _____

DATE: _____

MEDIA: _____

ARTIST: _____

DIMENSIONS: _____ X _____ X _____ cm

VALUE: \$ _____ **NFS:** _____ For Sale: Yes _____ or No _____

2. TITLE OF WORK: _____

DATE: _____

MEDIA: _____

ARTIST: _____

DIMENSIONS: _____ X _____ X _____ cm

VALUE: \$ _____ **NFS:** _____ For Sale: Yes _____ or No _____

3. TITLE OF WORK: _____

DATE: _____

MEDIA: _____

ARTIST: _____

DIMENSIONS: _____ X _____ X _____ cm

VALUE: \$ _____ **NFS:** _____ For Sale: Yes _____ or No _____

Received By: _____

Date: _____

Textile Surface Design Guild – Exhibition / Installation Procedures

Submissions: Labelling & Packing:

1. Each submission must have its own entry form attached to it, including:
 - i. Title of the art work
 - ii. Artist's Name
 - iii. Date of production (can simply be the year)
 - iv. Media the article is made from
 - v. Dimensions (usually in centimetres/metres now)
 - vi. If it is part of a numbered series, which number is it (example: #1 of 4)?
2. Each submission, the actual art work, must have similar labelling attached to the actual article.
3. Packing:
 - i. Grocery bags and newspaper wraps are not appropriate.
 - ii. Packing should protect your work from damage, whether dropped or spilled upon.
 - iii. Remember that the handlers of your art work are probably volunteers without training on art handling.
 - iv. All of your packing materials must be labelled: Name, Title, your contact information or at least a telephone number. If you have multiple submissions, they should be numbered (example: #1 of 4, #2 of 4, etc.). This is to ensure when your work is returned to you that you get it back in as close as possible a state as you submitted it, well protected.

READY TO HANG:

1. All submitted pieces must be finished and dry. Late submissions are not accepted.
2. If they are to be hung, all of the hanging hardware must be in place already: rods for quilts, sturdy picture hanging wire attached already (do not use copper or brass as it can be brittle & snap). No exceptions.
3. Wires are generally measured to be placed in the top third. Measure the length, divide by 3 and place the wires on the first line from the top.

Show Duration and Sales:

1. Once an art work has been accepted into a TSDG exhibition it can not be removed prior to the take down of the show. It must be taken down by the Exhibition Committee first then signed out before the owner or the owner's designate may remove it from the site. (The only special releases must be done by contacting the Exhibition Chair and may only be in the event of moving or health/death related issues.)
 - a. This is related to any insurance requirements of the venue and/or the suspicion of theft.
 - b. Also, the Exhibition Chair is technically responsible for all aspects of the exhibition to ensure the safety of each members' works.
 - c. This is standard procedure in any gallery or business.
2. If an art work is sold during the exhibit:
 - a. It must remain in the exhibit until the final show take down.
 - b. Depending on the venue, the financial arrangements will be handled by the TSDG Treasurer or the venue operator (for example CASA). The buyer will prepay the TSDG Treasurer or the venue co-ordinator then the commission as stated for the event will be subtracted from the payment. Then a cheque will be sent to the artist.
 - c. The artist may deliver the art work to the buyer after assuring payment has been made and after the show take down. Pick up can also be arranged.

Volunteer Handling of Art Works:

1. Each art work is a treasure for its owner. They must be treated so. Some are very fragile.
2. Do not pile or stack them together or on top of each other.
3. Support three dimensional pieces from the bottom.
4. Framed pieces must be carried by their sides. Carrying them from the top of the frame may pull the frame top away from the rest and drop the piece.
5. If carrying or packing more than one framed art work, they must be:
 - i. Stacked with the largest on the bottom. Never carry more than you think you can. It is better to take more than one trip than to risk dropping them.
 - ii. Put face to face (glass to glass) or back to back. This prevents the hanging wire & screws from damaging the front of the frames.

Basic Tool Kit: hammer, wire, wire cutters/pliers, fishing line, scissors, nail selection, tape measure, tape (adhesive, double-sided, hanging), cleaning materials

Equipment: plinths stored in the wet room cupboards, plastic container with clips, various boxes, cloth covers