



Textile Surface Design Guild
230 8 St South
Lethbridge, Alberta

January 1, 2018

Greetings to All our TSDG Members in 2018

May your new year be filled with delightful creative inspirations.

In order to limit the number of emails and keep you informed, especially for our new members, there are a number of topics included here.

Some have mentioned that they consider these newsletters to be too long. As with all things these days no one expects you to read everything. This is why there is a Table of Contents so you can jump to the subjects that may interest you. We have a diverse membership with many interests. These monthly newsletters allow us all to be more up-to-date and organized from our old system of quarterly news and many emails from many people.

1. PROGRAM CALENDAR – JANUARY TO MARCH 2018
2. Our Christmas Potluck Dinner Report
3. Program Details for January 2018
4. Challenge Theme for 2018 – A Year of Sketchbooks
5. TSDG Exhibition Opportunities
 - i. “All In A Kerfuffle” Theme for the Public Library in April 2018
 - ii. Other Opportunities
6. Library Report - page 6
7. Other News
8. Arts Business
9. Other Opportunities & Community Events plus Links for Casa
10. “All In A Kerfuffle” Announcement Details and Entry Form - pages 8 to10
11. Sales Committee Report & Recommendations - page 11
12. Historical Look at Some of Our Guild’s Achievements

<http://www surfacedesignlethbridge.ca/home/>

Our Facebook page: search for “Surface Design Guild – Lethbridge”

Be sure to check out the interesting images and articles on our Facebook page.

Lots of inspiration for you in multitudes of surface media.



JANUARY 1, 2018

TSDG Programs

Programs take place at Casa unless otherwise noted. Check our website for updates.

Program suggestions are welcome at anytime.

Supported in part by a grant from the



JANUARY	FEBRUARY	MARCH
<p>10 January Wednesday 7-9</p> <p>Stencils</p> <p>Moving deeper into Complex Cloth techniques with Carol Schuld. Learn what can be used as a stencil and a variety of ways to use stencils.</p> <p>21 January Sunday</p> <p>Open Studio for members. Must sign sheet in studio storage room.</p> <p>27 January Saturday 1-4</p> <p>Members' Business Meeting & 2 Activities</p> <p>Business meeting. A request for volunteers for magazine reports. A Victorian Valentine (paper folding) with Linda Tanaka.</p>	<p>14 February Wednesday 7-9</p> <p>Studio Visit</p> <p>Rose Jurisich invites us into her studio to learn how felting became her passion. Get advice on wet felting. Bring wet-felted projects that you may need help with.</p> <p>18 February Sunday</p> <p>Open Studio for members. Must sign sheet in studio storage room.</p> <p>24 February Saturday 1-4</p> <p>Stamping: Create Your Own & Introduction to Repeat Patterns</p> <p>Moving deeper into Complex Cloth techniques with Lynne Hunter-Johnston</p>	<p>14 March Wednesday 7-9</p> <p>What If and What Next?</p> <p>Continuing the conversation from September after watching the video on Louise Pentz, adding questions from Martha Cole. The magazine reports.</p> <p>18 March Sunday</p> <p>Open Studio for members. Must sign sheet in studio storage room.</p> <p>24 March Saturday</p> <p>Dry Felting</p> <p>Work on the embellisher with Marilyn Chamberlin or gain more experience in needle felting with Christine Pook.</p>

surfacedesignlethbridge.ca

Facebook: Surface Design Guild – Lethbridge

2. Our Christmas Potluck Dinner

Special thanks to the Program Committee for the great organization of the 2017 TSDG Christmas Potluck. The room was set up beautifully and it was great to see how members contributed their original artworks for the Show'n Share, plus the variety of sketchbook examples displayed.

Linda Bull's table centres were an amazing feat of 3D cut paper scenes lit with fairy lights. And Pat Greenlee was a most helpful background elf.

It was mentioned that Donna had done the gift bags which were a delightful surprise that everyone really appreciated. I loved the tails on the chickens. And, Donna, your prayer was beautiful.

18 members enjoyed the savoury world tour of food selections and desserts shared.

Many members went home with sketchbooks from the door prize draws, a perfect fit for our 2018 year long challenge of Sketchbooks. Carol's description of the project follows in deeper detail under programs.

3. Program Details for January 2018

- **Stencils**

Wednesday, January 10, 7:00 - 9:00 pm

Moving deeper into Complex Cloth techniques with Carol Schuld. Learn what can be used as a stencil and a variety of ways to use stencils.

Please bring your sketchbook, or papers to work on. As these techniques also apply to fabric you can bring fabric samples, not smaller than 6" squares. You may also bring your own stencils but we will be using Guild supplies for the work.



- **Open Studio Sunday, January 21 All Day**

Members may use the Textile Studio & Wet Room for free as the TSDG will pay the Casa fee for this day only. Members need to sign the Open Studio list kept on the first shelf in the Storage Room. Open Studio was started for members who did not have their own studios or needed more space to spread out for special projects.

Check Out Online: www.textileartist.org/ Look under interviews and articles for information on a large variety of topics related to the fibre world.



<https://www.artsy.net/article/artsy-editorial-driving-artists-professional>

On this episode, we're joined by Heather Bhandari—co-author of the book *Art/Work*, a professional practices guide—to discuss the growing number of resources for artists looking to establish and run a successful practice.

- **Members' Business Meeting & 2 Activities**
Saturday, January 27, 1:00 - 4:00 pm

A member's business meeting. Create a Victorian Valentine (paper folding) with Linda Tanaka. Plus a request for volunteers for magazine reports from the Program Committee.

All materials will be supplied by Linda Tanaka and the TSDG.



4. Challenge Theme for 2018 – A Year of Sketchbooks

2018: The Year of the Sketchbook

A new year usually has us questioning what lies ahead. For TDSG members we would like for you to include a sketchbook in your resolutions for the coming year. Some of you are used to working with one and for the rest - a whole new thing.

There are many ways and reasons for a sketchbook. It is a personal venture and thus there is no right or wrong way to do it. What we ask is that you use a sketchbook in the coming year as a workbook. Bring it to every meeting. Work in it - if that happens to be in the program. Or write down sources of inspiration - books others recommend, techniques you want to try, ideas resulting from show and share. This book can be as messy as you comfortable with, or not. Perhaps you would like an art journal, the one you dare to show to others. That would be other than your 'workbook'.


At year end we will talk about the effect of the sketchbook on your artist journey through the year. There may be some 'aha' moments or surprises.

Looking ahead to plans for 2018 - we have based decisions on past surveys and comments on membership forms. We will be enlarging on ideas presented in the Complex Cloth classes, advanced hand stitching, more felting, more indigo, and more discussion resulting from the video of Nova Scotia potter Louise Pentz who asked "what next?" There are workshops being planned, details to follow, for screen printing and book making. Watch for information on a special gathering on Sunday, April 29, when Dirk Van Wyk and his wife, from Calgary, will bring their collection of Afghan textiles to CASA and tell their stories. They fully believe that textiles must be touched so you know we are in for a good afternoon. Dirk is an amazing book maker and has agreed to bring a selection of his books for us to view.

The Program Committee wishes you a creative year of many more wonderful items that have never been before and have been waiting to be. May your sketchbook be filled with 'what if' questions and ideas and may all of this lead to your 'what next'.

Carol Schuld, Program Committee Chair

Some sketchbook examples from Carol Schuld:



5. TSDG Exhibition

“All In A Kerfuffle”

TSDG Lethbridge Public Library Lower Gallery – April 12 to June 14, 2018

Members chose the theme of “Kerfuffle” at our October session. “Kerfuffle” means *“a commotion or fuss, especially one caused by conflicting views”*. It was thought this was perfect for the current state of the library renovations and reflected into their own creative lives.

Your interpretations can be as varied as the amazing diversity of surface techniques we explore in the TSDG using stitching, painting, dyeing, wrapping, crochet/hand knitting, collage, felting and more, both two dimensional and sculptural.

This is a great event for some of those “What If?” pieces to come alive.

Our only limitation is that your work needs to be able to be hung on the walls of the gallery.

Please contribute something of your work, no matter how large or small for our exhibition: wearables, functional goods, art work, or wall hangings.

Encouraging, developing and exploration of techniques and processes is an important part of guild membership. Often called “Lethbridge’s Best-Kept Secret” we look forward to showing everyone’s work to our community for its excellence and fostering an appreciation of fibre as an art form.

The Announcement, Guidelines for Entry, & Entry form is at the end of the newsletter.

Deadline for entries is Sunday March 18, Open Studio 1 to 4 pm.

5 ii. Other Opportunities & Community Events:

1. **Call for Entry 2018 – Climate Change** – sponsored by the Focus on Fibre Art Association Climate Change... can be political, social, environmental. What does it mean to you? Early Birds submissions by February 9, 2018. Final deadline is arch 2. 2018. Categories are: felting, mixed media, soft sculpture, weaving/tapestry, needlework, rug hooking, knitting/crochet, textile design, wearables, and other fibre art.
<http://focusonfibrearts.org> Membership of \$10 is required to participate.
- Be sure to check out the **Casa Online Events** page to find out about artist talks, performances of dance and music, lunch time Art Now speaker series, etc.
<http://www.casalethbridge.ca/events>

6. TSDG Library Report

Hi Everyone

Just a note to let you know what is new in the library this fall. For new members, the sign out binder is covered with a bright tie-dyed fabric. Please sign our your name, date and the title of the books /mags. When you return also sign back in with the date of return. There are a lot of excellent books so please use them. In the new year, I will send out a pdf file of all the books available.

New Books:

Exploring Dimensional Quilt Art - June Barnes, 2012
Art Cloth – Jane Dunnewold, 2010
Fabrics for Interiors – Jack Lenore Larsen/Jean Weekes, 1975
Decorative Paper – Diane Mathison, 1992
Origami for Christmas – Chiyo Araki , 1982
Creative Gift Packaging – Yoko Kondo, 1986
Drawing for Pleasure – Peter Johnson, 1983
A Quiet Manifesto – Maiwa, 2016
Shibori – Yoshida Wada, 1999
Painting Floorcloths – Sterling, 1999

New Magazines:

Cloth, Paper Scissors – Sept/Oct, Nov/Dec
Surface Design – Summer/2017
Alberta Craft – May-Aug
Bound and Lettered – Vol. 14, #2

Frances Schultz



7. Other News



On one of our recent TSDG surveys a request was made for weaving. Here is an excellent introductory weaving class for beginners offered by our Textile Studio partners the Lethbridge Handicraft Guild of Weavers. There are two different sessions of 2 hours each for 2 weeks each.

JANUARY 11 & 18 OR FEBRUARY 1 & 8

A SESSION COSTS \$60

Contact: lhguild@yahoo.ca OR

domiec@gmail.com

If you are interested in Tapestry weaving, contact Lynne Hunter-Johnston.

lynnehj1@telus.net

8. Arts Business:

Some of our TSDG members have recently asked to learn more about the business of the arts. Some are creating more artworks and are looking for more venues to show or sell their work.

We have a number of members who are successfully selling their work at shops, galleries and online. The success of these guild members can provide a role model for possibilities for other members.

Their experience in sales, marketing, inventory, accounting, display, customer service, quality standards, packing, shipping, attending others venues, etc., are a great untapped educational resource for the guild. It has been suggested that some of these topics be added to future TSDG programming.

Give us some feedback on this idea please.



Textile Surface Design Guild
230-8th Street South, Lethbridge, AB
www surfacedesignlethbridge.ca
info@surfacedesignlethbridge.ca

For information call 403-320-2441

TSDG EXHIBITION OPPORTUNITY – April 12 to February 27, 2018

ALL IN A KERFUFFLE

**The Lethbridge Public Library Downstairs Gallery
810 - 9th Avenue South, Lethbridge**

Members chose the theme of “Kerfuffle” at our October session. “Kerfuffle” means “*a commotion or fuss, especially one caused by conflicting views*”. It was thought this was perfect for the current state of the library renovations and reflected into their own creative lives.

Your interpretations can be as varied as the amazing diversity of surface techniques we explore in the TSDG using stitching, painting, dyeing, wrapping, crochet/hand knitting, collage, felting and more, both two dimensional and sculptural. This is a great event for some of those “What If?” pieces to come alive.

Entry Deadline is March 18, 2018

Drop off entries on March 18, 2018 from 1 to 4 pm at the Casa Open Studio.

Call to let me know you are coming: 403-320-2441

All works need to be ready and able to be hung on the lower gallery walls. There is no place for free standing work.

Each member may enter up to 2 original pieces done within the last 2 years. As the Library Staff will be hanging the show to fit the space, we can not guarantee that all work will be hung.

Submission details: remain the same as our previous exhibitions and guidelines

- works must be “ready to hang” (dowels, or frame & wires already firmly attached, etc.)
- labelled with your name, title of work, medium used, date
- the Entry Form completed
- all your packing material must be labelled as the library staff will be in charge of the installation and final take down.

The ENTRY FORM IS ATTACHED.

Arrangements for picking your work up after the show will come by email later.

Questions? Please contact me.

Lynne Hunter-Johnston
TSDG Exhibition Chair
403-320-2441

lynnehji@telus.net

<http://www.surfacedesignlethbridge.ca/home/>



Textile Surface Design Guild
 230-8th Street South, Lethbridge, AB
www surfacedesignlethbridge.ca
info@surfacedesignlethbridge.ca

For information call 403-320-2441

EXHIBITION ENTRY FORM – Entry Deadline is March 18, Open Studio

VENUE: “KERFUFFLE” Lethbridge Main Public Library DATE: APRIL 2018

Name: _____
 Address: _____ City: _____ Postal Code: _____
 Email: _____ Telephone: _____

SUBMISSION LIST:

1. TITLE OF WORK: _____
 DATE: _____
 MEDIA: _____
 ARTIST: _____
 DIMENSIONS: _____ X _____ X _____ cm
 VALUE: \$ _____ **NFS:** _____ For Sale: Yes ____ or No ____

2. TITLE OF WORK: _____
 DATE: _____
 MEDIA: _____
 ARTIST: _____
 DIMENSIONS: _____ X _____ X _____ cm
 VALUE: \$ _____ **NFS:** _____ For Sale: Yes ____ or No ____

ARTIST STATEMENT (Short)

Received By: _____ Date: _____

Textile Surface Design Guild – Exhibition / Installation Procedures

Submissions: Labelling & Packing:

1. Each submission must have its own entry form attached to it, including:
 - i. Title of the art work
 - ii. Artist's Name
 - iii. Date of production (can simply be the year)
 - iv. Media the article is made from
 - v. Dimensions (usually in centimetres/metres now)
 - vi. If it is part of a numbered series, which number is it (example: #1 of 4)?
2. Each submission, the actual art work, must have similar labelling attached to the actual article.
3. Packing:
 - i. Grocery bags and newspaper wraps are not appropriate.
 - ii. Packing should protect your work from damage, whether dropped or spilled upon.
 - iii. Remember that the handlers of your art work are probably volunteers without training on art handling.
 - iv. All of your packing materials must be labelled: Name, Title, your contact information or at least a telephone number. If you have multiple submissions, they should be numbered (example: #1 of 4, #2 of 4, etc.). This is to ensure when your work is returned to you that you get it back in as close as possible a state as you submitted it, well protected.

READY TO HANG:

1. All submitted pieces must be finished and dry. Late submissions are not accepted.
2. If they are to be hung, all of the hanging hardware must be in place already: rods for quilts, sturdy picture hanging wire attached already (do not use copper or brass as it can be brittle & snap). No exceptions.
3. Wires are generally measured to be placed in the top third. Measure the length, divide by 3 and place the wires on the first line from the top.

Show Duration and Sales:

1. Once an art work has been accepted into a TSDG exhibition it can not be removed prior to the take down of the show. It must be taken down by the Exhibition Committee first then signed out before the owner or the owner's designate may remove it from the site. (The only special releases must be done by contacting the Exhibition Chair and may only be in the event of moving or health/death related issues.)
 - a. This is related to any insurance requirements of the venue and/or the suspicion of theft.
 - b. Also, the Exhibition Chair is technically responsible for all aspects of the exhibition to ensure the safety of each members' works.
 - c. This is standard procedure in any gallery or business.
2. If an art work is sold during the exhibit:
 - a. It must remain in the exhibit until the final show take down.
 - b. Depending on the venue, the financial arrangements will be handled by the TSDG Treasurer or the venue operator (for example CASA). The buyer will prepay the TSDG Treasurer or the venue co-ordinator then the commission as stated for the event will be subtracted from the payment. Then a cheque will be sent to the artist.
 - c. The artist may deliver the art work to the buyer after assuring payment has been made and after the show take down. Pick up can also be arranged.

Volunteer Handling of Art Works:

1. Each art work is a treasure for its owner. They must be treated so. Some are very fragile.
2. Do not pile or stack them together or on top of each other.
3. Support three dimensional pieces from the bottom.
4. Framed pieces must be carried by their sides. Carrying them from the top of the frame may pull the frame top away from the rest and drop the piece.
5. If carrying or packing more than one framed art work, they must be:
 - i. Stacked with the largest on the bottom. Never carry more than you think you can. It is better to take more than one trip than to risk dropping them.
 - ii. Put face to face (glass to glass) or back to back. This prevents the hanging wire & screws from damaging the front of the frames.

Basic Tool Kit: hammer, wire, wire cutters/pliers, fishing line, scissors, nail selection, tape measure, tape (adhesive, double-sided, hanging), cleaning materials

Equipment: plinths stored in the wet room cupboards, plastic container with clips, various boxes, cloth covers

10. Sales Committee Report & Recommendations 2017

SALES COMMITTEE REPORT 2017

November 27, 2017

CHRISTMAS AT CASA was very successful. Our member sales, commission and customer counts were slightly ahead of last year, but still lower than 2015.

We tried a different floor layout in the classroom and received many positive comments from customers and members. It was easy to shop and allowed room for the crowded times. We found the most effective way to direct customers to the wet studio room was by greeting them as they came in, and advising them that there was merchandise displayed in that area too.

We spoke to a number of attendees who expressed interested in joining our guild.

Volunteer commitment for set up, display and sales floor work was excellent. A take down crew should be considered for the next sale to ease the workload of members who have been on duty for most of the sale.

We do need to address a few things:

- Display Set-up would be more efficient if members would advise of their intended participation and what quantity and type of items they will offer for sale. It is very difficult to know how to best display merchandise without advance notice.
- We suggest trying to display by artist. The artists' bio, process description, and business cards would be part of the display, with the artist in attendance for part of the sale. Customers are interested in the artists, and information about the process they use to create their pieces.
- Member participation should be encouraged to display with us rather than renting their own space, as volume creates a more artistic, interesting and appealing display. Perhaps revisiting our commission structure, to create a cap or sliding percentage scale help to make this happen.

Respectfully submitted,

Darlene Huber and Janet Thompson

11. An Historical Look at Some of Our TSDG's Achievements:

Major Exhibitions

2017	MANY VISIONS – ONE COMMUNITY, CANADA 150TH, Lethbridge Public Library AB
2016	TREE WHISPERS, Helen Schuler Nature Centre, Lethbridge AB BRANCHES SPREADING – A SINGLE STEM, TSDG 35TH ANNIVERSARY, Casa Gallery, Lethbridge AB 12 X 12, Lethbridge Public Library & Sewing Centre, Lethbridge AB TOP2TOE, Art Walk, Allied Arts Council, Lethbridge AB
2014	MYTH, LEGEND & VERSE, Yates Theatre Gallery, Lethbridge AB VESTED INTERESTS, Concourse Showcase, Casa, Lethbridge AB
2013	RECLAIMED, Festival of Quilts, Lethbridge, AB DARWIN'S FINCHES, Main Showcase, Casa Lethbridge AB
2012	INSPIRATION: IRIS, McCain Gallery, Coaldale Public Library, Coaldale AB
2011	JOURNEYS IN SURFACE DESIGN, TSDG 30TH ANNIVERSARY, Bowman Arts Centre, Lethbridge AB JOURNALS, Festival of Quilts, Lethbridge AB
2010	NEW WORK, Taber Public Library, Taber AB INUIT DOLL PROJECT, Lethbridge AB FOCUS ON THE CENTER, Bowman Arts Centre Showcase, Lethbridge AB
2009 - 2011	INTERNATIONAL DAY OF FELT, online exhibitions, feltuntied.com
2009	BRIDGE FESTIVAL, Indian Battle Park, Lethbridge AB
2006	UNCOMMON THREADS, Wyngaard Gallery, Bowman Arts Centre, Lethbridge AB MANDALAS, Chinook Regional Hospital, Lethbridge AB

Ongoing Exhibitions: Art Walk & Alberta Art Days

Education

2016	Diane Krys, Edmonton, hoop fabric hooking & Elaine Quell, Ontario, dyeing with Procion recipes
2015	Nicola Brown, Ireland, eco-printing & Anna Buzzalino, USA, strong felt
2014	Judith Dios, Vancouver, nuno felt
2013	Lisa Grey, USA, creative mark making on fabric
2012	Susan Kristoferson, Calgary, Japanese itajame paper dyeing
2011	Lee Bale, Edmonton, natural indigo
2010	Joy Kirkwood, BC, doll making & Helen Aben Reynen, Rankin Inlet, Nunavut, Inuit dolls
2009	Martha Cole, Saskatchewan, book making, wheat paste & reflective self study

Grants

Annual	Alberta Foundation of the Arts operating contribution
2016	City of Lethbridge Small Projects Grant: <ul style="list-style-type: none">• 8 Banners for the Shakespeare Performance Society• HOOPLA, a hook hooking project with the Ability Resource Centre, Lethbridge AB• TREE WHISPERERS & LEGACY BOOKS, paper making with the Helen Schuler Nature Centre and clients of the Ability Resource Centre, Lethbridge AB

Philanthropy – members have contributed to many arts based projects including:

2016	8 Banners for the Shakespeare Performance Society HOOPLA, a hook hooking project with the Ability Resource Centre, Lethbridge AB TREE WHISPERERS & LEGACY BOOKS, paper making with the Helen Schuler Nature Centre and clients of the Ability Resource Centre, Lethbridge AB
2014	Yarn Bombing in Galt Gardens with Chinook High School
2012	Well Wishing with the Healing Arts Program, Chinook Regional Hospital
2010	CHARITY, hand painted upholstery chair for Lethbridge Symphony Orchestra's fundraiser INUIT DOLL MAKING with the Palarvik Kablu Friendship Centre in Rankin Inlet & students of Agnes Davidson School, Lethbridge AB
2007	Youth programs for the National Historic Fair, Lethbridge AB Various youth, family and school programs for the Galt Museum, Downtown Lethbridge First Friday, the Bowman Arts Centre, Casa, etc. throughout the years.